

NPT - 001

100% VIRGIN PULP PAPER - (DINNER NAPKIN)



MODEL NO	COLOR	LAYER (PLY)	FOLD	SIZE (cm) WxL		SHEETS x BAG	1.CTN (SHEETS)	PRICE		
				FOLDED	OPEN			500CTN	1500CTN	
NPT-001	A	WHITE	1	1/8	10.5 x 19	42 x 38	150 x 20	3000		
	B	WHITE	2	1/8	10.5 x 19	42 x 38	150 x 20	3000		
	C	WHITE	3	1/8	10.5 x 19	42 x 38	150 x 20	3000		
	D	WHITE	1	1/8	10.5 x 18	42 x 36	150 x 20	3000		
	E	WHITE	2	1/8	10.5 x 18	42 x 36	150 x 20	3000		
	F	WHITE	3	1/8	10.5 x 18	42 x 36	150 x 20	3000		
	G	WHITE	1	1/8	10.5 x 21	42 x 42	200 x 20	4000		
	H	WHITE	2	1/8	10 x 20	40 x 40	150 x 20	3000		
	I	WHITE	3	1/8	10 x 20	40 x 40	150 x 20	3000		

NPT - 002


100% VIRGIN PULP PAPER - (INTER FOLD NAPKIN)



MODEL NO	COLOR	LAYER (PLY)	FOLD	SIZE (cm) WxL		SHEETS x BAG	1.CTN (SHEETS)	PRICE		
				FOLDED	OPEN			500CTN	1500CTN	
NPT-002	A	WHITE	2	1/2	10 x 17	20 x 17	250 x 24	6000		
	B	BROWN								
	C	WHITE	2	1/2	10.5 x 14	21 x 14	200 x 30	6000		
	D	BROWN								
	E	WHITE	1	1/2	10.5 x 14	21 x 14	400 x 18	7200		
	F	BROWN								
	G	WHITE	3	1/2	9 x 10	18 x 10	200 x 30	6000		
	H	BROWN								
	I	WHITE	3	1/2	9 x 13	18 x 13	200 x 30	6000		
	J	BROWN								
	K	WHITE	3	1/2	9 x 17	18 x 17	200 x 30	6000		
	L	BROWN								

NPT - 003


100% VIRGIN PULP PAPER - (TALL FOLD NAPKIN)



MODEL NO		COLOR	LAYER (PLY)	FOLD	SIZE (cm) WxL		SHEETS x BAG	1.CTN (SHEETS)	PRICE	
					FOLDED	OPEN			500CTN	1500CTN
NPT-003	A	WHITE	1	1/8	9 x 16.5	17 x 33	500 x 20	10000		

NPT - 004


100% VIRGIN PULP PAPER - (MULTI FOLD HAND TOWEL)



MODEL NO		COLOR	LAYER (PLY)	FOLD	SIZE (cm) WxL		SHEETS x BAG	1.CTN (SHEETS)	PRICE	
					FOLDED	OPEN			500CTN	1500CTN
NPT-004	A	WHITE	1	1/3	24 x 7.6	24 x 23	250 x 16	4000		
	B	WHITE					200 x 20	4000		

NPT - 005


100% VIRGIN PULP PAPER - (MULTI FOLD PAPER TOWELS BROWN)



MODEL NO		COLOR	LAYER (PLY)	FOLD	SIZE (cm) WxL		SHEETS x BAG	1.CTN (SHEETS)	PRICE	
					FOLDED	OPEN			500CTN	1500CTN
NPT-005	A	BROWN	1	1/3	23 x 7.6	23 x 23	250 x 16	4000		
	B	BROWN					200 x 20	4000		

NPT - 006

100% VIRGIN PULP PAPER - (WHITE & COLOR NAPKIN)



MODEL NO	COLOR	LAYER (PLY)	FOLD	SIZE (cm) WxL		SHEETS x BAG	1.CTN (SHEETS)	PRICE		
				FOLDED	OPEN			500CTN	1500CTN	
NPT-006	A	WT & COL	1	1/4	12.5 x 15	25 x 30	500 x 12	6000		
	B	WT & COL	1	1/4	14.5 x 16	29 x 32	280 x 20	5600		
	C	WT & COL	1	1/4	15 x 15	30 x 30	300 x 20	6000		
	D	WT & COL	1	1/4	18 x 18	36 x 36	300 x 20	6000		
	E	WT & COL	1	1/4	19 x 19	38 x 38	250 x 20	5000		
	F	WT & COL	1	1/4	20 x 20	40 x 40	250 x 20	5000		

NPT - 007

100% VIRGIN PULP PAPER - (JUMBO ROLL TISSUE)




MODEL NO	COLOR	LAYER (PLY)	WEIGHT (GRAM)	SIZE (cm)		ROLL x BAG	1.CTN (ROLL)	PRICE		
				width	diameter			300CTN	1000CTN	
NPT-007	A	WHITE	2	500	9	20	1 x 12	12		
	B	WHITE	2	600	9	21	1 x 12	12		
	C	WHITE	4	500	9	20	1 x 12	12		
	D	WHITE	4	600	9	21	1 x 12	12		

NPT - 008



100% VIRGIN PULP PAPER : WHITE & BROWN

- (HARDWOUND ROLL PAPER TOWELS)

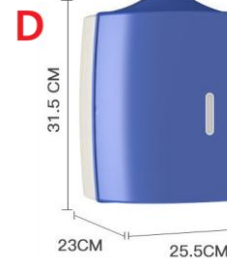
- (CENTER PULL - HARDWOUND ROLL PAPER TOWELS)



CENTER PULL



CENTER PULL



MODEL NO	COLOR	LAYER (PLY)	WEIGHT (GRAM)	SIZE (cm)		ROLL x BAG	1.CTN (ROLL)	PRICE		
				width	diameter			300CTN	1000CTN	
NPT-008	1	WT / BRW	1	750	20.5		1 x 12	12		
	2	WT / BRW	1	800	20.5		1 x 12	12		
	3	WT / BRW	1	850	20.5		1 x 12	12		
	4	WT / BRW	1	900	20.5		1 x 12	12		
	5	WT / BRW	1	1000	20.5		1 x 6	6		
	6	WT / BRW	1	1200	20.5		1 x 6	6		
	7	WT / BRW	1	1300	20.5		1 x 6	6		
	8	WT / BRW	1	1500	20.5		1 x 6	6		

NPT - 009


100% VIRGIN PULP PAPER - (KITCHEN PAPER TOWEL) : WHITE & BROWN



MODEL NO	COLOR	LAYER (PLY)	WEIGHT (GRAM)	SIZE (cm)		ROLL x BAG	1.CTN (ROLL)	PRICE		
				width	diameter			500CTN	1500CTN	
NPT-009	A	WT / BRW	2	150	22	10.5	1 x 12	12		
	B	WT / BRW	2	240	27.5	12.5	1 x 12	12		
	C	WT / BRW	2	300	27.5	13.5	1 x 12	12		
	D	WT / BRW	2	350	27.5	14.5	1 x 12	12		

NPT - 010


100% VIRGIN PULP PAPER - (TOILET TISSUE) : WHITE & BROWN



MODEL NO	COLOR	LAYER (PLY)	WEIGHT (GRAM)	SIZE (cm)		SHEETS / ROLL	ROLL x BAG	1.CTN (ROLL)	PRICE		
				width	cut length				500CTN	1500CTN	
NPT-010	A	WT / BRW	2	185	9,4	10.16	500	12 x 4	48		
	B	WT / BRW	2	180	10.7	9.2	425	12 x 4	48		
	C	WT / BRW	2	155	11.4	10.1	380	12 x 4	48		
	D	WT / BRW	2 / 3 / 4	110 ~ 200	9.5 ~ 12	9 ~ 11	300 ~ 600	6 x 8 12 x 4	48		

NPT - 011

RECYCLED PAPER - (TOILET SEAT COVERS)



MODEL NO	COLOR	LAYER (PLY)	WEIGHT (GRAM)	SIZE (cm)		SHEETS / BAG	BAG / CTN	1.CTN (SHEETS)	PRICE	
				width	length				300CTN	1000CTN
NPT - 011	WHITE	1	620/bag	36	42.5	250	20	5000		